


NAPLAN GUIDE FOR WINDOWS

(This can be completed either at home or at school)

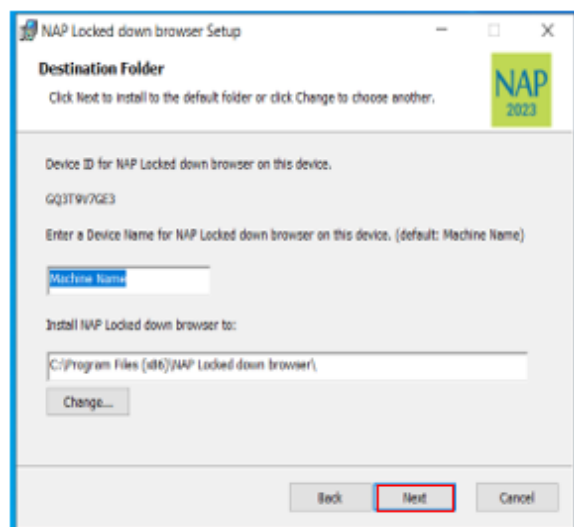
Please download the software from the following link:

[Windows Download](#)


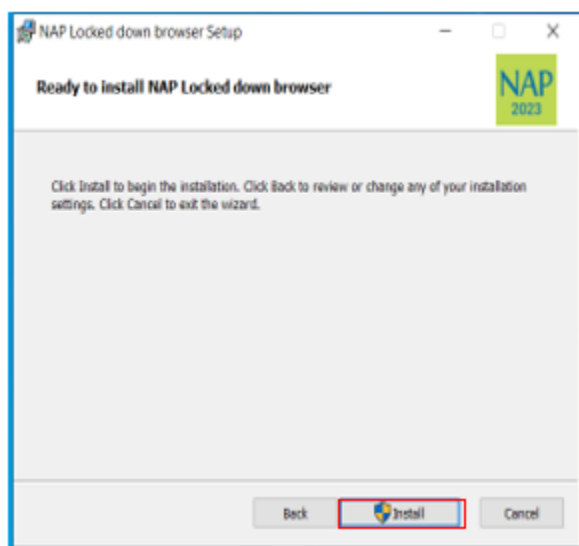
Once the file has finished downloading, open the file or double click on it to begin the installation process. Follow the default options:



1. Click Next




2. Click Next



3. Click Install

4. Click Finish

You should now see the green 2023 Naplan icon on your desktop. If you have installed previous versions of Naplan browser before, this new version will overwrite it.



During Naplan testing, you may see this message when running the Naplan Browser. Click Allow access.

